

MONTHLY MEMBERSHIP PROGRESS REPORT

District 2 X2

Results as of: 9/30/2024

GMT:

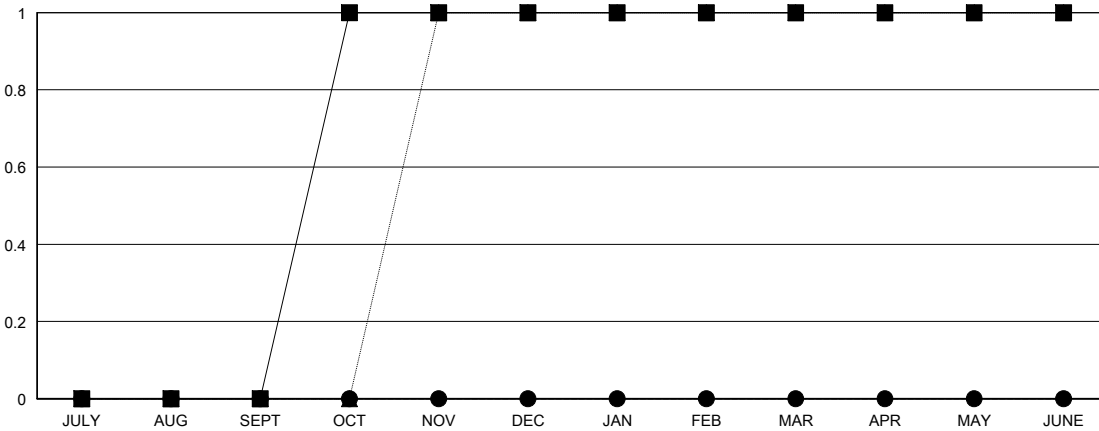
LOCATION TEXAS

GMT CA

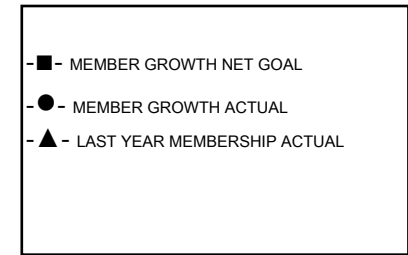
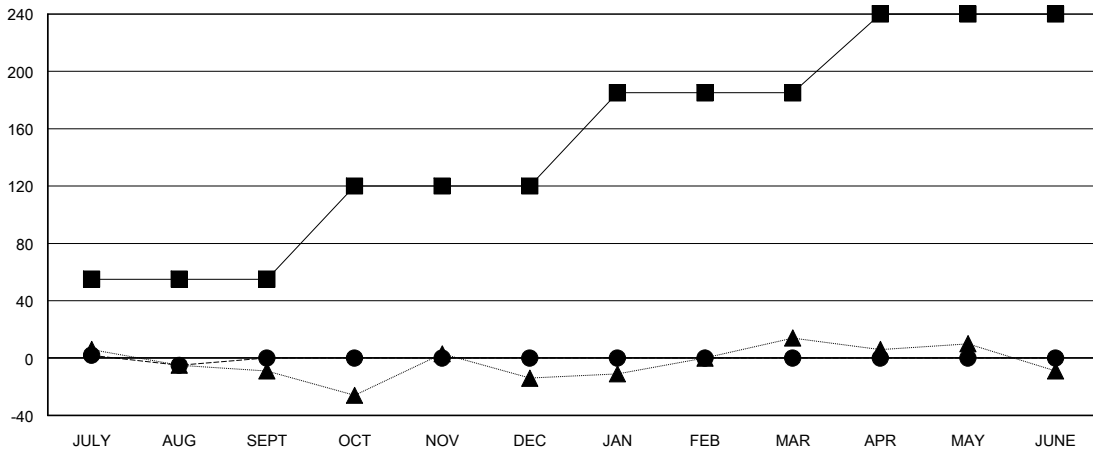
Clubs			
RESULTS FOR 2024-2025			
QUARTER	NEW CLUB GOAL	NEW CLUBS	DROPPED CLUBS
JULY/AUG/SEPT	0	0	0
OCT/NOV/DEC	1	0	0
JAN/FEB/MAR	0	0	0
APR/MAY/JUNE	0	0	0

Members			
RESULTS FOR 2024-2025			
QUARTER	MEMBER GROWTH NET GOAL	MEMBER GROWTH ACTUAL	DROPPED MEMBERS ACTUAL (including transfers)
JULY/AUG/SEPT	55	35	31
OCT/NOV/DEC	65	0	0
JAN/FEB/MAR	65	0	0
APR/MAY/JUNE	55	0	0

GOALS AND ACTUAL NEW CLUBS CUMULATIVE



GOALS AND ACTUAL MEMBERS CUMULATIVE



DROPPED CLUBS: 0	14 CLUBS OF 33 ADDED 1 OR MORE NEW MEMBERS	GENDER DISTRIBUTION MALE 541 (57.80%) FEMALE 395 (42.20%)
DROPPED MEMBERS DECEASED 3 CLUB CANCELLED 0 OTHER 27 TOTAL 30	CLICK HERE FOR CUMULATIVE MEMBERSHIP DATA	TOTAL FAMILY UNIT MEMBERS 0 FAMILY MEMBERS PAYING HALF DUES 0